



MAFFS PUMPS
P V T L T D

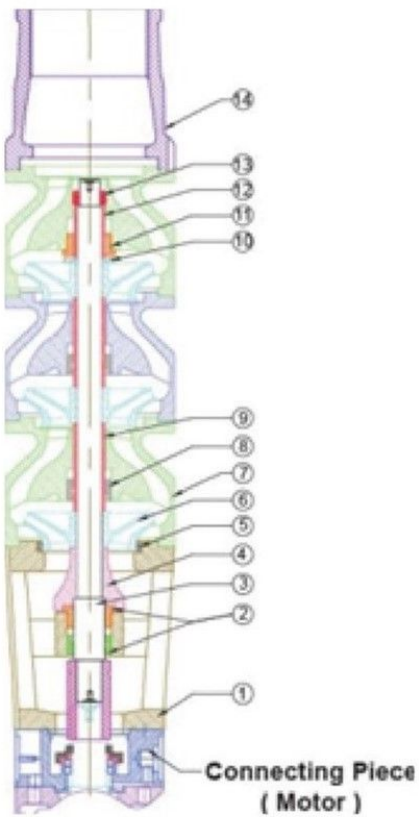


- MANUFACTURE
- SERVICES PROVIDER
- EXPORTER
- PROJECT SUPPLIERS



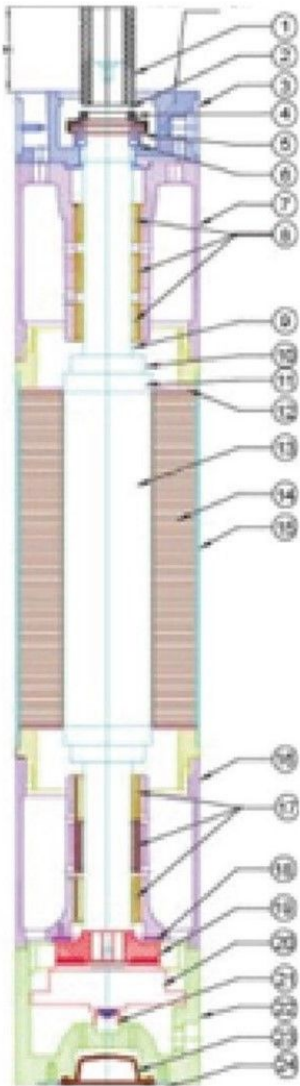
Wide range of Domestic and Agriculture submersible pumps, solar pumps and pumps spare parts etc

V6/V7 PUMP ASSEMBLY (NM7)



SR NO	Part's Name	Material
1	Intermediate Piece	C.I (FG-200)
2	Intermediate Bush	Nitrite Rubber & L.T.8- 4
3	Pump Shaft	S.S- 410
4	Sand Guard	C.I (FG-200)
5	Neck Ring	S.S- 410
6	Impeller	S.S- 410
7	Stage Casing	C.I (FG-200)
8	Rubber Bush	Nitrite Rubber & L.T.8- 4
9	Upper Sleever	S.S - 410
10	Counter Wash	S.S - 410
11	Counter Bearing Bush	L.T.8- 4
12	Top Sleeve	S.S - 410
13	Check Nut	S.S - 410
14	N.R.V. Body	C.I (FG-200)

V6 MOTOR ASSEMBLY



SR NO	Part's Name	Material
1	Couple	S.S-410
2	Rotor Shaft	S.S-431
3	Connecting Piece	C.I (FG-200)
4	Rubber Seal Cap	Nitrile Rubber
5	S.S Cap	S.S-202
6	Oil seal	Nitrile Rubber + S.S.
7	Upper Brg Housing	C.I (FG-200)
8	Upper Brg Bush	L.T.B - 4 + Nitrile Rubber
9	Rotor	----
10	Balance Ring	Brass
11	Copper Ring	E.C Grade
12	Stud Ring	M.S. Forged
13	Rotor Stamping	CRNO
14	Stator Stamping	CRNO
15	Stator Tube	S.S-202 (1% Ni-14)
16	Lower Brg Housing	C.I (FG-200)
17	Lower Brg Bush	L.T.B - 4 + Nitrile Rubber
18	Counter Bearing	Hylam Pad
19	Thrust Pad	S.S. + Carbon
20	Thrust Bearing	Six Segment Carbon Pad
21	Rocker Support	S.S-410
22	Motor Base	C.I (FG-200)
23	P.C.D. Cup	Nitrile Rubber
24	Moror Base Cover	C.I (FG-200)

V6 MOTOR ASSEMBLY

STRUCTURAL CHARACTERISTICS

MODEL	NM7 (MIXED FLOW)	
NOMINAL OUTLET SIZE	MM	100
(IN BSP THREADS)	INCH	4

TYPE	H.P	STAGES	DISCHARGE(LPM)	HEAD RANGE(MTR)
NM7-25	5-25	2 to 10	1135 to 525	16to 125
NM7-30	6-25	2 to 8	1240 to 600	16 to 100
NM7-40	7.5-25	2 to 6	1640 to 735	16 to 76
NM7-50	5-25	1 to 5	1765 to 1030	8 to 62
NM7-65	6-25	1 to 4	1865 to 1130	8 to 50

V6 MOTOR ASSEMBLY

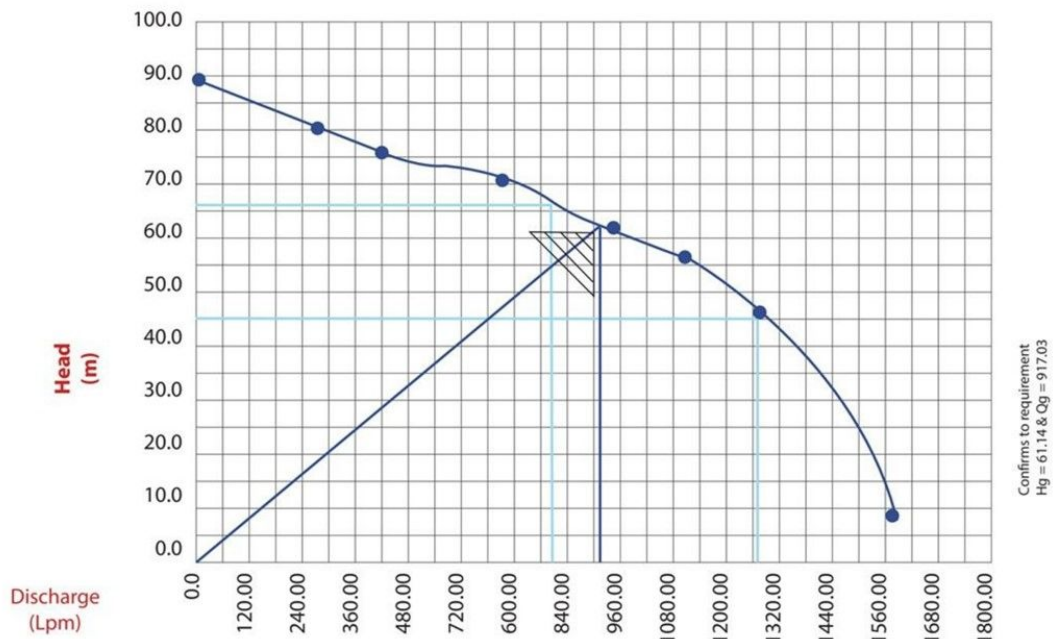
Per stage head		10 MTR
MAx. OUTSIDE DIAMETER		166 MM
METHOD OF STARTING	TP	DOL & SD
RPM		2580
VERSION AC SUPPLY		350 to 415v
DEGREE OF PROTECTION		IP-58
DUTY CYCLE		S1(CONTINUOUS)
DIRECTION OF ROTATION		ANTI CLOCKWISE
MINIMUM COOLING FLOW ALONG THE MOTOR		0.15 m/sec

SALIENT FEATURES

Confirm to IS 8034: 2002
 Energy efficient pumpsets
 Easy to dismantle and repair
 Available from 3 to 25 HP in S.P and T.P
 Wide operating voltage range


SPECIAL OPTIONS

Also available in NEMA standard.





MAFFS PUMPS
P V T L T D



आत्मनिर्भर भारत



Factory Address:-
134, Industrial Estate, Sangli - 416416 (M.S. - India)
Contact 9820568022

Regd Office 303, Badhra Apartment, Western Park,
Misquita Wadi, Western Express Highway No. 8,
Mira Road (East) Dist. Thane 401107, India. Contact
No 9820568025

www.maffspumps.com