



MAFFS PUMPS
P V T L T D

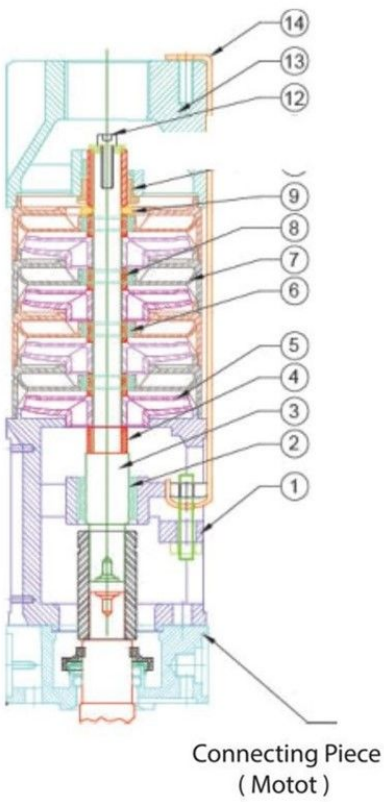


- MANUFACTURE
- SERVICES PROVIDER
- EXPORTER
- PROJECT SUPPLIERS



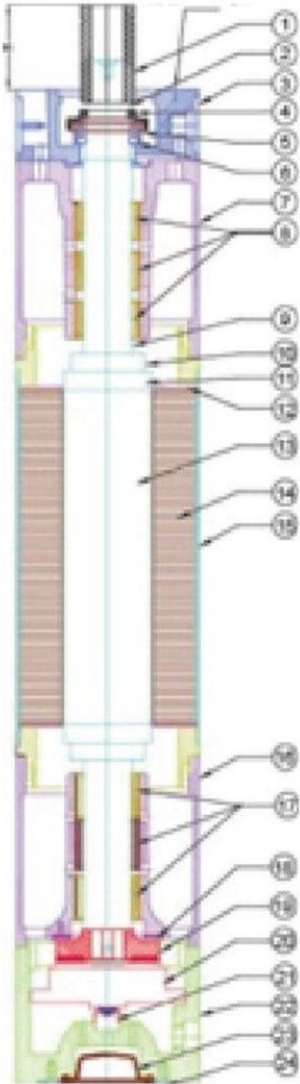
Wide range of Domestic and Agriculture submersible pumps, solar pumps and pumps spare parts etc

V6 PUMP ASSEMBLY (NRH6) HH



SR NO	Part's Name	Material
1	Intermediate Piece	C.I (FG-200) As IS 210
2	Intermediate Bush	Nitrite Rubber
3	Pump Shaft	S.S- 410
4	Sleeve With Hard Crome	S.S- 410
5	Impeller	S.S- 410
6	Rubber Bush	Nitrite Rubber
7	Stage Casing	S.S- 304 & 202
8	Sleeve With hard Crome	S.S- 410
9	Top Washer	S.S- 410
10	Counter Bearing Bush	L.T.8- 4
11	Rubber Bush (D.O.L)	Nitrite Rubber
12	Allen Bait	S.S- 304
13	N.R.V. Body	C.I (FG-200)
14	Camping Stud	S.S- 202

V6 MOTOR ASSEMBLY



SR NO	Part's Name	Material
1	Couple	S.S-410
2	Rotor Shaft	S.S-431
3	Connecting Piece	C.I (FG-200)
4	Rubber Seal Cap	Nitrile Rubber
5	S.S Cap	S.S-202
6	Oil seal	Nitrile Rubber + S.S.
7	Upper Brg Housing	C.I (FG-200)
8	Upper Brg Bush	L.T.B - 4 + Nitrile Rubber
9	Rotor	----
10	Balance Ring	Brass
11	Copper Ring	E.C Grade
12	Stud Ring	M.S. Forged
13	Rotor Stamping	CRNO
14	Stator Stamping	CRNO
15	Stator Tube	S.S-202 (1% Ni-14)
16	Lower Brg Housing	C.I (FG-200)
17	Lower Brg Bush	L.T.B - 4 + Nitrile Rubber
18	Counter Bearing	Hylam Pad
19	Thrust Pad	S.S. + Carbon
20	Thrust Bearing	Six Segment Carbon Pad
21	Rocker Support	S.S-410
22	Motor Base	C.I (FG-200)
23	P.C.D. Cup	Nitrile Rubber
24	Moror Base Cover	C.I (FG-200)

V6 MOTOR ASSEMBLY

STRUCTURAL CHARACTERISTICS

MODEL	NRH6 (RADIAL FLOW)	
NOMINAL OUTLET SIZE	MM	50/65
(IN BSP THREADS)	INCH	2/2.5

TYPE	H.P	STAGES	DISCHARGE(LPM)	HEAD RANGE(MTR)
NRH-50	3-15	6 to 30	175 to 60	48 to 420
NRH-60	3-17.5	5 to 26	210 to 90	40 to 364
NRH-80	3-25	4 to 30	275 to 120	32 to 420
NRH-100	3-30	3 to 30	350 to 180	24 to 420
NRH-125	4-30	3 to 25	490 to 225	24 to 350
NRH-150	5-25	3 to 18	252 to 250	24 to 252
NRH-200	6-30	3 to 15	635 to 420	24 to 210

V6 MOTOR ASSEMBLY

Per stage head		11 MTR
MAx. OUTSIDE DIAMETER		147 MM
METHOD OF STARTING	TP	DOL & SD
RPM		2580
VERSION AC SUPPLY		350 to 415v
DEGREE OF PROTECTION		IP-58
DUTY CYCLE		S1(CONTINUOUS)
DIRECTION OF ROTATION		ANTI CLOCKWISE
MINIMUM COOLING FLOW ALONG THE MOTOR	0.15 m/sec	



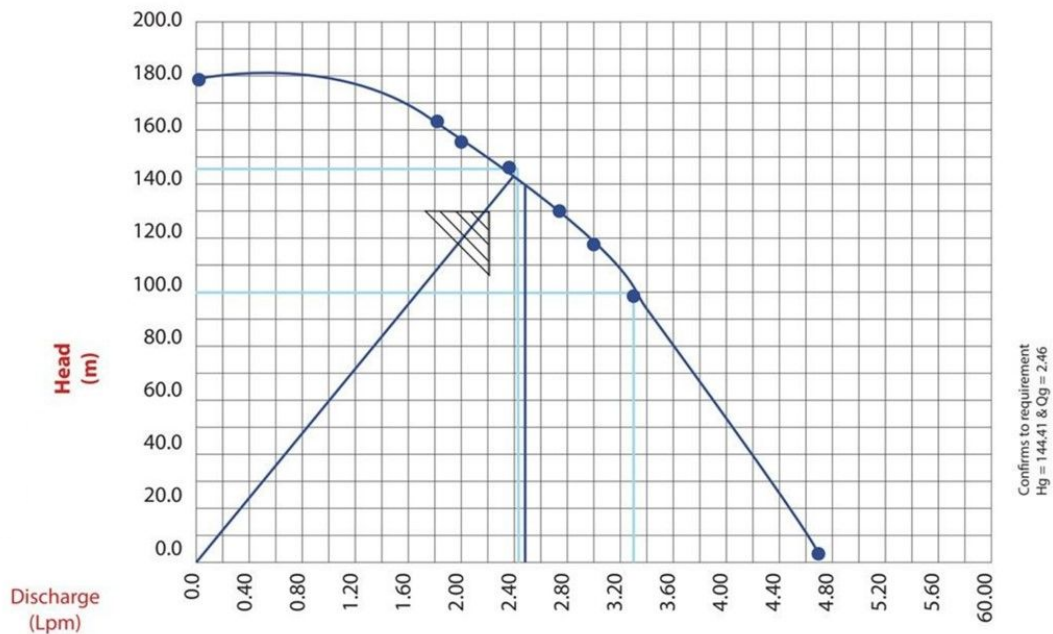
SALIENT FEATURES

Conform to IS 8034: 2002
 Energy efficient pumpsets
 Easy to dismantle and repair
 Available from 3 to 30 HP in S.P and T.P
 Wide operating voltage range



SPECIAL OPTIONS

Also available in NEMA standard.
 Also available in single phase upto 6 hp





MAFFS PUMPS
P V T L T D



आत्मनिर्भर भारत



Factory Address:-
134, Industrial Estate, Sangli - 416416 (M.S. - India)
Contact 9820568022

Regd Office 303, Badhra Apartment, Western Park,
Misquita Wadi, Western Express Highway No. 8,
Mira Road (East) Dist. Thane 401107, India. Contact
No 9820568025

www.maffspumps.com