



MAFFS PUMPS
P V T L T D

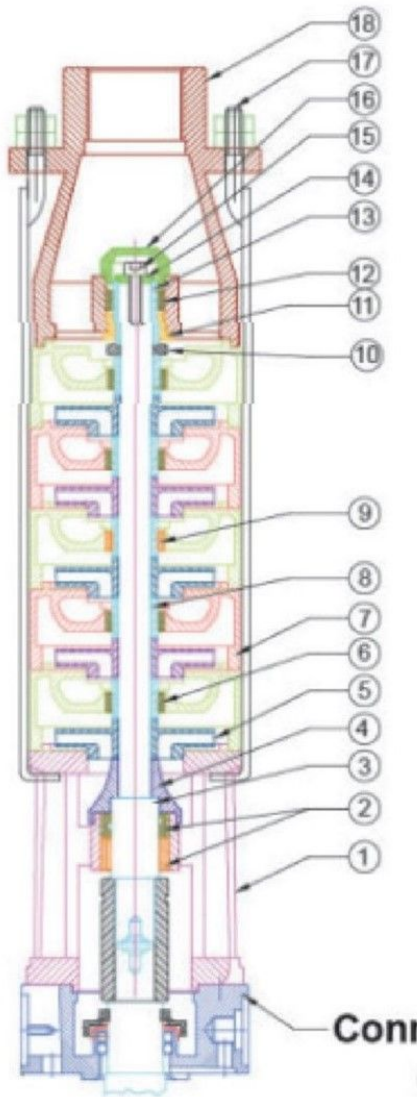


- MANUFACTURE
- SERVICES PROVIDER
- EXPORTER
- PROJECT SUPPLIERS



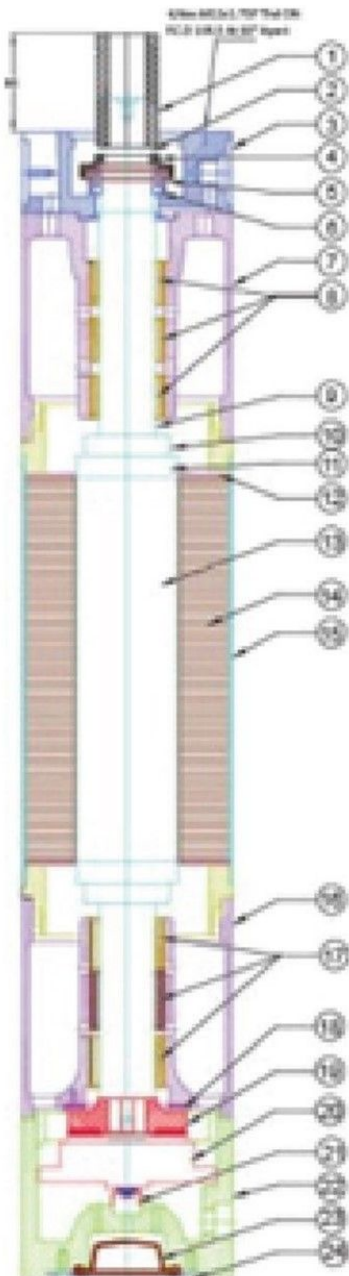
Wide range of Domestic and Agriculture submersible pumps, solar pumps and pumps spare parts etc

V6 PUMP ASSEMBLY (NR6) STD



SR NO	Part's Name	Material
1	Intermediate Piece	C.I (FG-200) As IS 210
2	Intermediate Bush	Nitrite Rubber + L.T.B- 4 As IS 318
3	Pump Shaft	S.S- 410 As PSI 410
4	Sand Guard	C.I (FG-200) As IS 210
5	Impeller	S.S- 410 (Moulded)
6	RubberBush	Nitrile Rubber
7	stage casing	C.I (FG-200) As IS 210
8	Upper Sleeve	S.S - 410 As AISI 410 { with Hard Crome 100 Micron)
9	Bearing Bush	L.T.8- 4 As IS 3T8
10	Counter Washer	S.S- 410 As AISI 410 (With Grinding
11	Counter Bearing Bush	LIB - 4 As IS 318
12	Rubber Bush (D.D.L)	Nitrile Rubber
13	Top Sleeve	S.S- 410 As AISI 410 (With Hard Crrrle ISO Micron
14	Top Washer	S.S- 410 As AISI 410
15	Allen Balt	S.S- 410 As AISI 410
16	Sdnd Seal Cap	H.D.PE
17	Clamping Stud	M.S (Hardngd 8: Width- 20MU & Thicnkess-5MM)
18	N.R.V Body	C.I (FG-200) As IS 210

V6 MOTOR ASSEMBLY



SR NO	Part's Name	Material
1	Couple	S.S-410
2	Rotor Shaft	S.S-431
3	Connecting Piece	C.I (FG-200)
4	Rubber Seal Cap	Nitrile Rubber
5	S.S Cap	S.S-202
6	Oil seal	Nitrile Rubber + S.S.
7	Upper Brg Housing	C.I (FG-200)
8	Upper Brg Bush	L.T.B - 4 + Nitrile Rubber
9	Rotor	----
10	Balance Ring	Brass
11	Copper Ring	E.C Grade
12	Stud Ring	CRNO
13	Rotor Stamping	CRNO
14	Stator Stamping	S.S-202 (1% Ni-14)
15	Stator Tube	C.I (F.G-200)
16	Lower Brg Housing	L.T.B - 4 + Nitrile Rubber
17	Lower Brg Bush	Hylam Pad
18	Counter Bearing	Six Segment Carbon Pad
19	Thrust Pad	S.S- 410
20	Thrust Bearing	Six Segment Carbon Pad
21	Rocker Support	S.S-410
22	Motor Base	C.I (F.G-200)
23	P.C.D. Cup	Nitrile Rubber
24	Moror Base Cover	C.I (F.G-200)

V6 MOTOR ASSEMBLY

STRUCTURAL CHARACTERISTICS

MODEL	NV4 (RADIAL FLOW)	
NOMINAL OUTLET SIZE	MM	50
(IN BSP THREADS)	INCH	2

TYPE	H.P	STAGES	DISCHARGE(LPM)	HEAD RANGE(MTR)
NR6-30	3-10	8 to 32	190 to 80	28 to 258
NR6-40	3-12.5	6to30	230 to 85	21 to 252
NR6-50	3-15	5 to 30	260 to155	18 to 263
NR6-60	3-20	5 to 32	310 to 165	18 to 280
NR6-70	3-22.5	4 to 32	375 to 175	14 to 280
NR6-80	4-25	5 to 30	430 to 120	20 to 288
NR6-100	3-25	3 to 25	435 to 270	12 to 250

V6 MOTOR ASSEMBLY

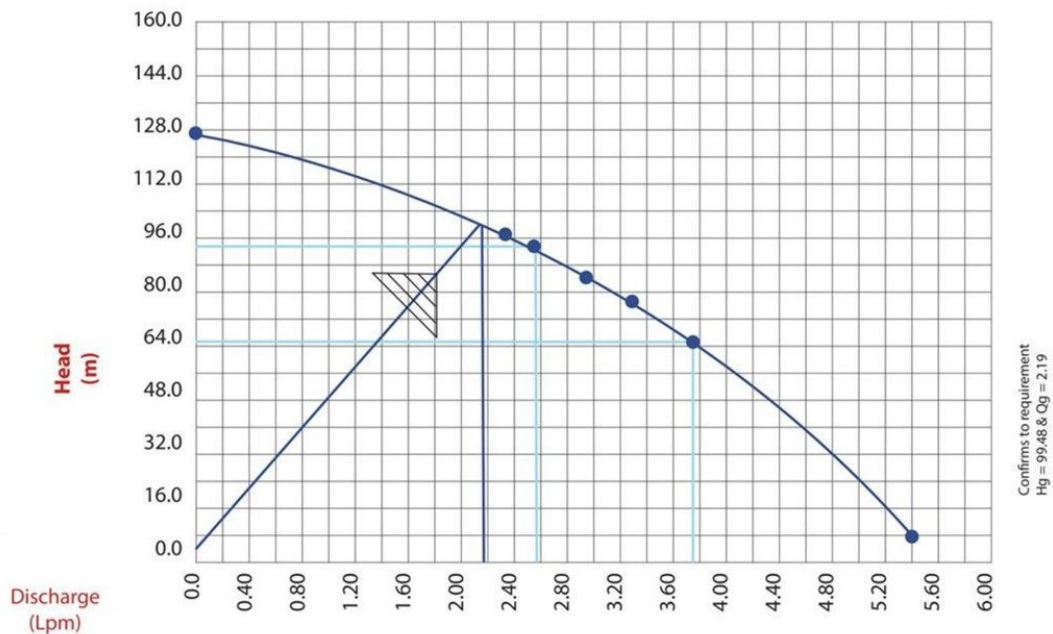
Per stage head		7/8 MTR
MAX. OUTSIDE DIAMETER		142 MM
METHOD OF STARTING	TP	DOL & SD
RPM		2580
VERSION AC SUPPLY		350 to 415v
DEGREE OF PROTECTION		IP-58
DUTY CYCLE		S1 (CONTINUOUS)
DIRECTION OF ROTATION		ANTI CLOCKWISE
MINIMUM COOLING FLOW ALONG THE MOTOR	0.15 m/sec	

SALIENT FEATURES

Confirm to IS 8034: 2002
 Energy efficient pumpsets
 Easy to dismantle and repair
 Available from 0.5 to 5 HP in S.P and T.P
 Wide operating voltage range

SPECIAL OPTIONS

Also available in NEMA standard.
 Also available in single phase upto 6 hp





MAFFS PUMPS
P V T L T D



Factory Address:-
134, Industrial Estate, Sangli - 416416 (M.S. - India)
Contact 9820568022

Regd Office 303, Badhra Apartment, Western Park,
Misquita Wadi, Western Express Highway No. 8,
Mira Road (East) Dist. Thane 401107, India. Contact
No 9820568025

www.maffspumps.com